



Steering Through Your Score Report

Road to Recognition 2025



SPC St. Petersburg
College

PATHe can talk to you about...

- Post-secondary school options
- Admissions requirements
- Scholarships and financial aid
- Career and major options
- SPC to USF St. Petersburg campus
- Why it's important to have a "PATHe"



**Scan the QR to
fill out our
Information
Request Form to
be connected with
a PATHe Advisor!**

Contact Information



Tia Gomez Zeller
Assistant Director
gomezzellert@usf.edu



Sam Fiore
Opportunity & Access Advisor
fiore@usf.edu



Brenae Hillard
Pre-College Advisor
bhillard@usf.edu



Yasmeen Armoush
Transfer Support Advisor
yarmoush@usf.edu

General Email: stp-pathe@usf.edu

Agenda

- SAT Suite of assessments
- Interpreting your score report
- What's next?
- Resources for growth and future planning



SAT Suite of Assessments

CollegeBoard



SAT Suite

What you need to know about the digital SAT Suite of Assessments




The SAT Suite of Assessments

The SAT® Suite of Assessments is an integrated system of tests that helps establish a baseline of college and career readiness, tracks student progress, and identifies areas for improvement.

- **PSAT™ 8/9**
- **PSAT™ 10**
- **PSAT/NMSQT®** (Preliminary SAT/National Merit Scholarship Qualifying Test)
- **SAT®**

Whether your child is thinking about attending a two- or four-year college, a job training program, or isn't sure what they want to do after high school, the SAT Suite can help make their career goals and postsecondary path clearer.



SAT

Opens doors to opportunity

The SAT is the final test in the SAT Suite of Assessments and is an important tool your teen can leverage to help plan for their future.

When they take the SAT, your teen can use their scores to be seen by colleges and scholarship programs, and they get customized career information to help them understand all their options after high school.

Learn more at: sat.org/whytake

Did you know?

Most colleges—including those that are test optional—still accept SAT test scores. Together with high school grades, the SAT can show your teen's potential to succeed in college or career.



SAT

Scores can strengthen college applications



In the Class of 2023, over 1.3 million U.S. students had SAT scores that affirmed or exceeded their high school GPA. That means that their SAT scores were a point of strength on their college applications.



Among those 1.3 million students, nearly 440,000 were African American and Latino, more than 350,000 were first-generation college goers, and more than 250,000 were from small towns and rural communities. These numbers represent nearly 80% of each of these populations and remain very stable over time.



Name: Camila Classmate
Grade: 11
Test administration: SAT School Day Spring 2024
Tested on: Mar. 4, 2024

Your Score Report

SAT Scores

TOTAL SCORE
1120 | 480-1600
Score Range: 1080-1160
Average Score (all test-takers): 1100

SECTION SCORES

Reading and Writing
620 | 220-800
Your Score Range: 590-650
Average Score (all test-takers): 600

Math
500 | 220-680
Your Score Range: 470-530
Average Score (all test-takers): 520

* Percentiles represent the percent of 11th-grade test-takers from the past 3 years who scored the same as or below you.
Score range: This is the range of scores you could possibly get if you took the SAT multiple times on different days.

Knowledge and Skills

View your performance across the 8 content domains measured on the SAT.

Reading and Writing

Information and Ideas
(20% of test section, 12-14 questions)



Craft and Structure
(28% of test section, 13-15 questions)



Expression of Ideas
(20% of test section, 8-12 questions)



Standard English Conventions
(25% of test section, 11-15 questions)



Math

Algebra
(35% of test section, 13-15 questions)



Advanced Math
(35% of test section, 13-15 questions)



Problem Solving & Data Analysis
(15% of test section, 5-7 questions)



Geometry & Trigonometry
(15% of test section, 5-7 questions)



Career Insights Snapshot

Your skills are in demand! Consider exploring these growing careers in your state that need skills like yours. **These are examples, not recommendations**, to help jump-start your career exploration.

INTEREST AREA*	CAREER EXAMPLES	MEDIAN YEARLY INCOME IN MI	NUMBER OF JOBS JOB GROWTH IN MI**	MOST COMMON EDUCATION LEVEL
Doers	Industrial Machinery Mechanics	\$59,000	25,600 +10%	Certificate
Persuaders	Wind Energy Operations Managers	\$63,000	24,300 +10%	Associate degree
Creators	Graphic Designers	\$46,000	8,900 +9%	Bachelor's degree
Helpers	Critical Care Nurses	\$77,000	107,000 +3%	Bachelor's degree
Thinkers	Mechanical Engineers	\$92,000	33,900 +3%	Bachelor's degree
Organizers	Treasurers and Financial Controllers	\$124,000	21,100 +12%	Bachelor's degree

* For more information about career insights, including interest areas, visit satsuite.org/whatsnext.

**Number of reflects the expected number of new job openings in 2028. Percentage reflects the expected growth in new job openings between 2023 and 2028.

Data source: Lightcast.io



Don't see a career you're interested in?
Learn more about almost 1,000 careers for free.



satsuite.org/whatsnext

© 2024 College Board.

Score Report

WHAT ARE CAMILA'S SCORES?

Camila's Reading and Writing score is 620, and her Math score is 500, for a total score of 1120. By reviewing her performance on the content domains in each subject, Camila can see where her knowledge and skills are already strong and identify areas where she can improve.

WHAT ARE CAMILA'S SCORE PERCENTILES?

Although Camila is in 11th grade, the percentiles compare her scores with those of all 12th graders around the world who took the SAT. Camila scored as well or better in Reading and Writing than 60% of a globally representative group of 12th-grade students. In Math, she scored as well or better than 70% of a globally representative group of 12th-grade students. Putting both scores together, Camila scored as well or better than 75% of students in 12th grade on the SAT as a whole.

Understanding your SAT Score Report



WHAT CAN CAMILA LEARN FROM THIS CAREER SNAPSHOT?

Since she is based in the U.S., Camila’s score report includes Career Insight examples — helpful information about growing careers in her state and that connect to her scores. Whether Camila sees a career she’s curious about or not, the examples can spark her interest in learning more about what careers are out there and key information like median yearly income, expected growth rate for new job openings in her state over the next 5 years, and the most common education level for people in that career. While these might be careers worth watching in Camila’s state, she can learn more about careers that reflect her interests at satsuite.org/whatsnext.

HOW CAN CAMILA LEARN MORE ABOUT HER SCORES?

If she’s under age 13, Camila can talk to her school counselor to see her full score report and learn how to prepare for the SAT. If Camila is age 13 or older, she can also choose to visit sat.org/myscore to personally find out this information.

HOW CAN CAMILA MEASURE HER PROGRESS?

As a student in 11th grade, Camila may choose to take the SAT again at her school or on another weekend test date if she wants to improve her score. She can continue to take advantage of practice resources by visiting sat.org/digital-practice.

Name: Camila Classmate

Grade: 11

Test administration: SAT School Day Spring 2024

Tested on: Mar. 4, 2024

Your Score Report

SAT Scores

TOTAL SCORE

1120

480-1600

75th*

Score Range: 1080-1160

Average Score (all test-takers): 1180

SECTION SCORES

Reading and Writing

620

280-800

65th*

Your Score Range: 590-650

Average Score (all test-takers): 600

Math

500

280-800

70th*

Your Score Range: 470-530

Average Score (all test-takers): 500

* Percentiles represent the percent of 11th-grade test takers from the past 3 years who scored the same as or below you.

Score range: This is the range of scores you could possibly get if you took the SAT multiple times on different days.

Knowledge and Skills

View your performance across the 8 content domains measured on the SAT.

Reading and Writing

Information and Ideas
(28% of test section, 12-14 questions)

Craft and Structure
(28% of test section, 13-15 questions)

Expression of Ideas
(20% of test section, 8-12 questions)

Standard English Conventions
(24% of test section, 11-15 questions)

Math

Algebra
(25% of test section, 13-15 questions)

Advanced Math
(25% of test section, 13-15 questions)

Problem Solving & Data Analysis
(15% of test section, 5-7 questions)

Geometry & Trigonometry
(15% of test section, 5-7 questions)

Career Insights Snapshot

Your skills are in demand! Consider exploring these growing careers in your state that need skills like yours. **These are examples, not recommendations,** to help jump-start your career exploration.

INTEREST AREA*	CAREER EXAMPLES	MEDIAN YEARLY INCOME IN MI	NUMBER OF JOBS IN MI**	JOB GROWTH IN MI**	MOST COMMON EDUCATION LEVEL
Doers	Industrial Machinery Mechanics	\$58,800	25,600	+10%	Cert/Boate
Persuaders	Wind Energy Operations Managers	\$63,800	24,300	+10%	Associate degree
Creators	Graphic Designers	\$46,800	8,900	+9%	Bachelor's degree
Helpers	Critical Care Nurses	\$77,800	107,000	+3%	Bachelor's degree
Thinkers	Mechanical Engineers	\$92,800	33,600	+9%	Bachelor's degree
Organizers	Treasurers and Financial Controllers	\$124,000	21,100	+12%	Bachelor's degree

* For more information about career insights, including interest areas, visit satsuite.org/whatsnext.

**Number of reflects the expected number of new job openings in 2028. Percentage reflects the expected growth in new job openings between 2023 and 2028.

data source: Lightcast.io

Don't see a career you're interested in?

Learn more about almost 1,000 careers for free.

satsuite.org/whatsnext

© 2024 College Board.

Score Report

satsuite.org/whatsnext

Career Insights Snapshot

Your skills are in demand! Consider exploring these growing careers in your state that need skills like yours. **These are examples, not recommendations**, to help jump-start your career exploration. Don't see a career you're interested in? Learn more about almost 1,000 careers for free on bigfuture.org.

CAREER EXAMPLES

Industrial Machinery Mechanics	
Median Yearly Income in MI	\$59,000
Interest Area*	Doers
Number of Jobs/Job Growth in MI**	25,600 /+10%
Most Common Education Level	Certificate
See Career Details	

Wind Energy Operations Managers	
Median Yearly Income in MI	\$63,000
Interest Area*	Persuaders
Number of Jobs/Job Growth in MI**	24,300 /+10%
Most Common Education Level	Associate degree
See Career Details	

Data source: Lightcast.io

* For more information about career insights, including interest areas, visit bigfuture.org.

** Number reflects the expected number of new job openings in 2028. Percentage reflects the expected growth in new job openings between 2023 and 2028.

[Explore Careers](#)

Career Exploration

To expand on the information in their downloadable score report PDF, students can:

- View even more potential careers online at bigfuture.org.
- Explore careers tailored to their interests with [Career Quiz](#).
- Find free resources to help them take the next steps down their career path.



Additional SAT Insights

Students age 13 or older who already have a College Board student account can get additional insights into their performance on the digital SAT in the online student scores portal at studentscores.collegeboard.org. Students can watch a video breakdown of their online scores at satsuite.collegeboard.org/sat/scores.

Putting Scores in Context

SCORE COMPARISONS

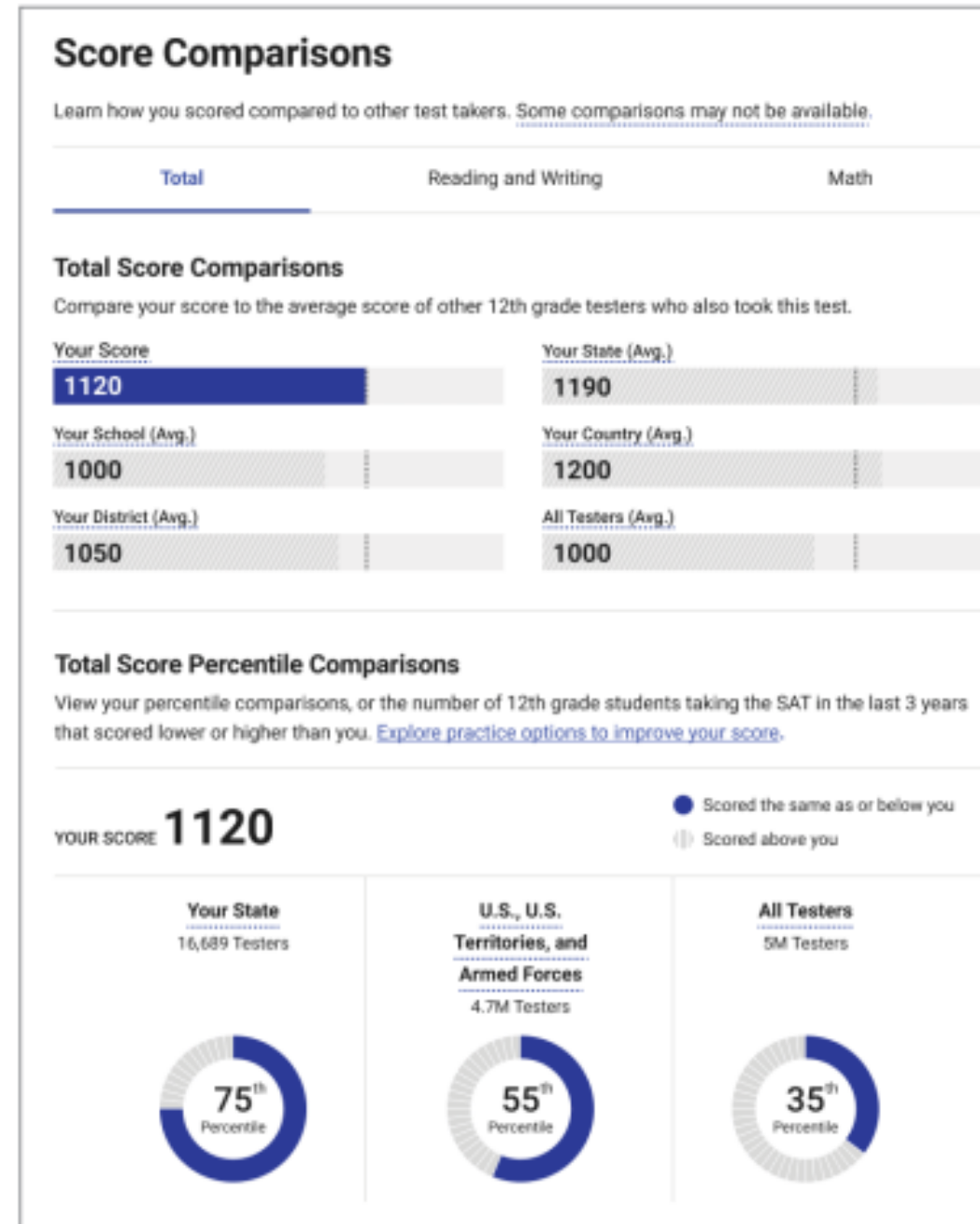
Students can see more contextual comparisons of their scores in the portal. Students can compare their total and section scores to the average scores of all testers in their:

- School (as applicable)
- District (public schools, as applicable)
- State (U.S.-based & territories)
- All Testers (domestic and international)

PERCENTILES

The additional insights provided in the online scores portal include percentiles not provided in the downloadable PDF.

- The percentile ranks include:
 - ♦ Country (all testers in the student's country)
 - ♦ State (all testers in the student's state, available for U.S. and U.S. territories only)
 - ♦ All Testers (domestic and international)
- For the percentiles above, the student's score is ranked among testers from the last 3 years, i.e., students in the graduating cohort from each year.



Online score insights



Account Creation Consent Form

College Board does not knowingly collect personally identifiable information online from children under 13.
College Board obtains parent/guardian consent before establishing an online account for a child under age 13.

To create an online account, College Board needs the following information, including your signature. All
the information is required to create the account. Your child will use one online account for all College Board
programs, including SAT®, AP®, Pre-AP®, PSAT/NMSQT®, CLEP®, and BigFuture® activities.

Once the form is complete and signed, email it to accountrequest@collegeboard.org.

Student Information:

First (given) name: Middle initial:

Last name (surname):

Gender: ☐ Female ☐ Male ☐ Another (not listed):

Date of Birth: Month: Day: Year:

Email address of student:

Email address of parent/guardian:

Student's anticipated high school graduation (or equivalent): Month: Year:

Name of student's school:

Security Phrase:

Provide one or more words between 4–20 characters, no spaces. This will be used to verify a
student's identity when calling us. (Example: BestvacayGrandCanyon)



**What's
next?**



PSAT/SAT Information

	7th	8th	9th	10th	11th	12th
Fall		PSAT/NMSQT	PSAT/NMSQT	PSAT/NMSQT	PSAT/NMSQT	SAT
Spring	SAT TIP				SAT	

- **Students have the opportunity to take the PSAT/NMSQT from 8th through 11th grade to practice and prepare for the SAT in Spring of their 11th grade year. Scores are also used to show potential for success in AP courses to drive course registration and projection conversations.**
- **In 11th grade, the PSAT/NMSQT test scores can be used to qualify for the National Merit Scholarship.**
- **Both PSAT and SAT scores can be used to qualify for Dual Enrollment.**
- **All tests are taken for free during the school day.**





PSAT 8/9

Find Out About Their AP Potential

Based on their scores, your child will get recommendations about certain AP® courses that might be a good fit for them:

- AP Art History
- AP Computer Science Principals
- AP European History
- AP Human Geography
- AP Seminar
- AP World History

Did you know?

Students who take and complete an AP course are better positioned to succeed in future high school classes and college.



PSAT/NMSQT

National Merit Scholarship Program

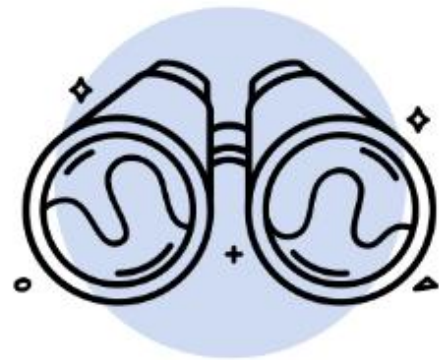
- Students who take the PSAT/NMSQT in 11th grade and meet other program entry requirements might qualify for the National Merit® Scholarship Program, an academic competition for recognition and scholarships conducted by the National Merit Scholarship Corporation (NMSC®).
- The PSAT/NMSQT is the only qualifying test for the National Merit Scholarship Program.



Resources



Prepare for college and explore careers



Career Quiz

Use your passions and interests to get matched with possible career paths.

Take the Career Quiz



College Quiz

Are you looking for a big school? Something close to home? Find what schools are right for you.

Take the College Quiz





Need Test Prep?

1



Albert.io Test Prep District Class

To gain access to the Elevating Excellence district Albert.io test prep class, scan the QR code and provide the necessary information. Students should check their R2.D2 email to accept the invitation.



2



College Board Official SAT Prep

SAT Practice and Preparation. From Free practice tests to a checklist of what to bring on test day, College Board provides everything you need to prepare for the digital SAT.

[Click here for more information](#)



3



Schoolhouse - Tutoring Bootcamps

Free 1:1 and group tutoring in math SAT Prep, and more.

Sign up at schoolhouse.world



4



Applerouth - Free Test Practice

The premier SAT, ACT & Academic Tutoring Company. Free practice test events because Applerouth knows how valuable test prep is for students to do their best on the real thing.

[Click here for more information](#)



Questions? Contact Mrs. Jackson Stuart at 727-588-6132 or jacksonstuartj@pcsb.org





What are the National Recognition Programs?

A tangible way to recognize the academic achievements of rural area/small town, African American/Black, Hispanic/Latino, Indigenous/Native American, and (new in 2024) first-generation students.



Why Submit for the National Recognition Programs?

It Helps You Get Recruited

Many colleges intentionally recruit awardees.

Show You're a Top Student

Receiving recognition is a way for you and your community to celebrate your achievements.

Explore Your Options

You may find out about colleges you didn't know existed or wouldn't have considered.



Next Steps for Students and Parents

View a video walk-through of the score report: satsuite.collegeboard.org/sat/scores

Learn more about understanding and using scores: sat.org/scores

Connect to scholarships: collegeboard.org/sat-suite-scholarships

Practice for the SAT: sat.org/digital-practice





Questions

Thank you

For joining us today